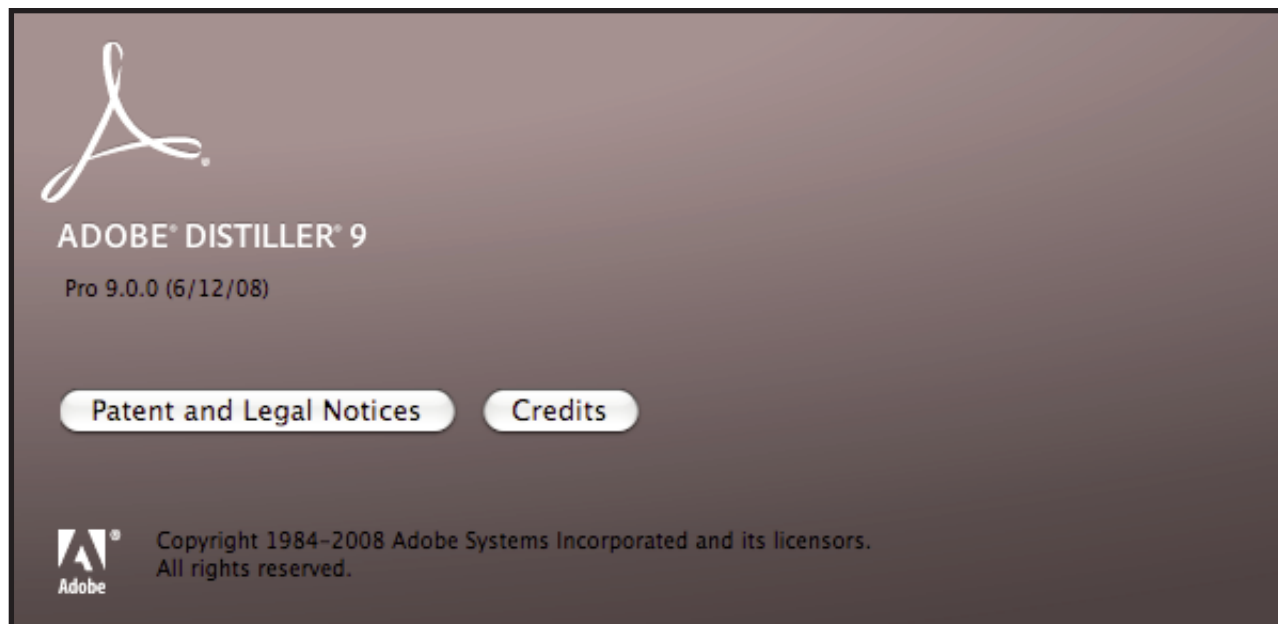


Instructions for Distilling Adobe Acrobat PDF files



Distiller 9.0 Settings and Preferences

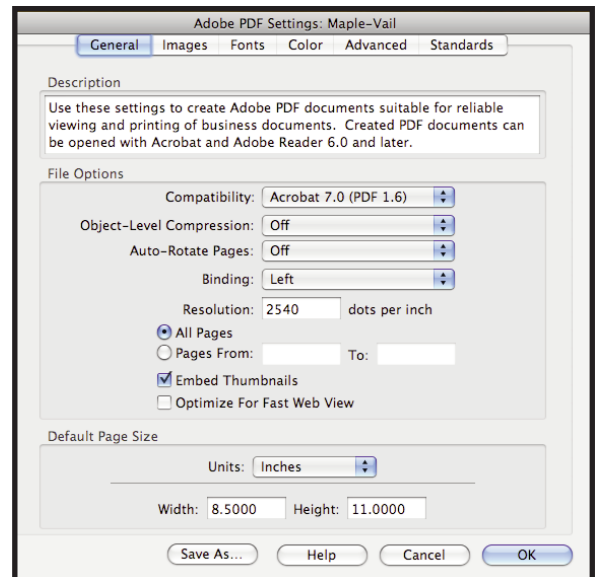
For your convenience, import the [AcrobatMV9settings] job options into Acrobat Distiller under Setting>Add Adobe PDF Setting. This will provide for instant preferred Job Option settings, leaving only to set up the Font Locations menu for job-specific fonts.

The Maple-Vail setting preferences are available for download at www.maple-vail.com/prepress.



General:

- Select *Compatibility*: Acrobat 7.0 (PDF 1.6)
- Select *Object-Level Compression*: Off
- Select *Auto-Rotate Pages*: Off
- Select *Binding*: Left
- Select *Resolution*: 2540
- Select *All Pages*
- Select *Embed Thumbnails*
- Select *Units*: Inches
- Width: 8.5
- Height: 11



Images:

Color Images

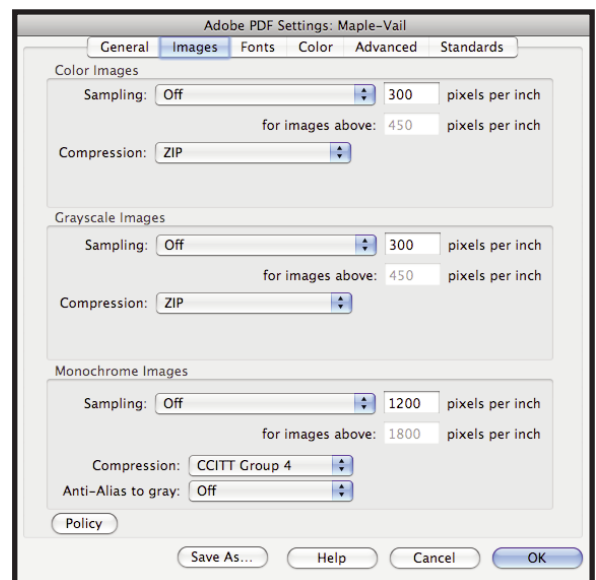
- Select *Sampling*: Off
- Pixels per inch: 300
- Select *Compression*: Zip

Grayscale Images

- Select *Sampling*: Off
- Pixels per inch: 300
- Select *Compression*: Zip

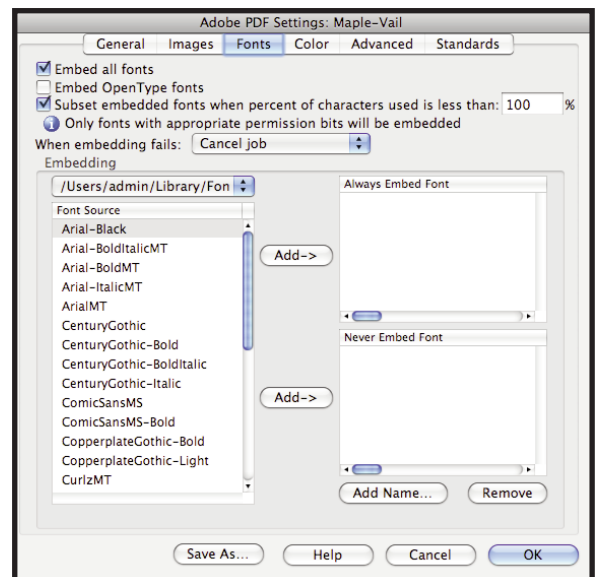
Monochrome Images

- Select *Sampling*: Off
- Pixels per inch: 1200
- Select *Compression*: CCITT Group 4
- Select *Anti-Alias to gray*: Off



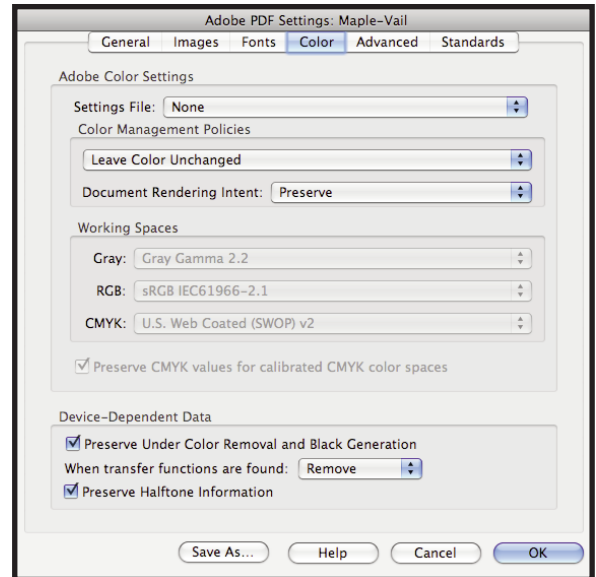
Fonts:

- Select *Embed all fonts*
- Select *Subset embedded fonts when percent of characters used is less than:*
- Type: 100%
- Select *When embedding fails*: Cancel job
- Remove all fonts on the *Always Embed* and *Never Embed* lists.
- Fonts that had been set up under Font Locations will automatically appear in the *Font Source* window.



Color:

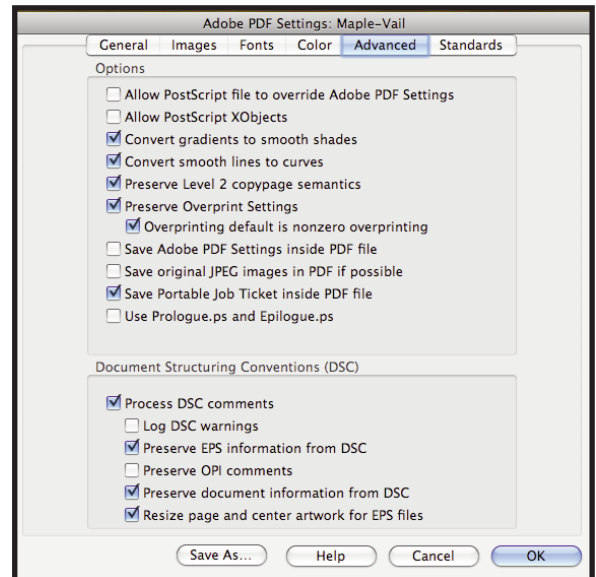
- Select *Settings File*: None
- Select *Color Management Policies*: Leave Color Unchanged
- Select *Document Rendering Intent*: Preserve
- Select *Preserve Under Color Removal and Black Generation*
- Select *When transfer functions are found*: Remove
- Select *Preserve Halftone Information*



Advanced:

- Select *Convert gradients to smooth shades*
- Select *Convert smooth lines to curves*
- Select *Preserve Level 2 copypage semantics*
- Select *Preserve Overprint Settings*
- Select *Overprinting default is nonzero overprinting*
- Select *Save Portable Job Ticket inside PDF file*

- Select *Process DSC comments*
- Select *Preserve EPS information from DSC*
- Select *Preserve document information from DSC*
- Select *Resize page and center artwork for EPS files*



Standards:

- Deselect *All selections*

