

Instructions for Distilling Adobe Acrobat PDF files

Acrobat 5 Adobe



Distiller 5.0.5 Settings and Preferences

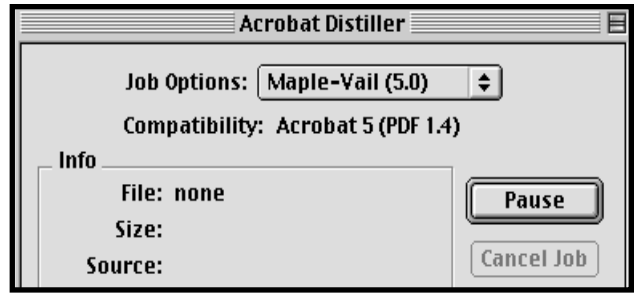
For your convenience, copy the *Maple-Vail (5.0).joboptions* preferences into your systems Distiller Settings folder. This will provide for instant preferred Job Option settings, leaving only to set up the Font Locations menu for job specific fonts.

The Maple-Vail setting preferences are available for download at our web site maple-vail.com/prepress.



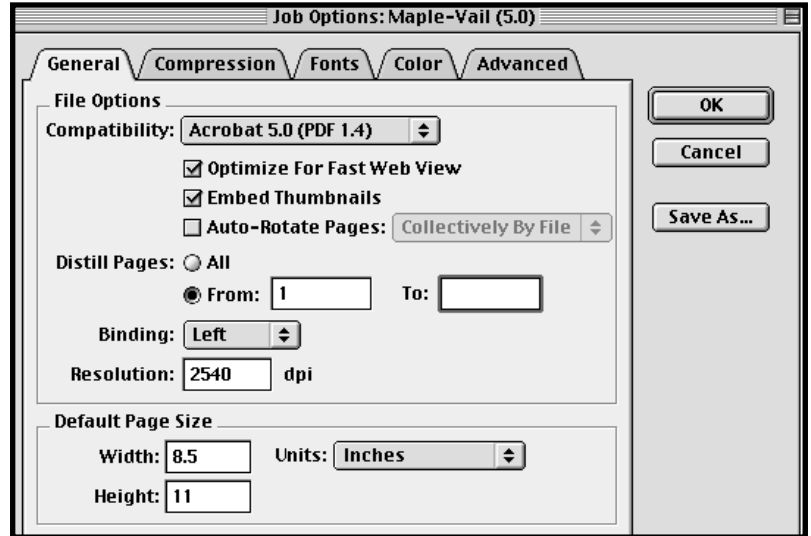
Set the *Job Options* to *Maple-Vail (5.0)*

If the Maple-Vail job options preferences are not available on your system, you will need to set your *Job Options* (using Press) to match the following settings.



General:

- Set *Compatibility*: Acrobat 5.0 (PDF 1.4)
- Select *Optimize For Fast Web View*
- Select *Embed Thumbnails*
- Select *Binding*: Left
- Select *Resolution*: 2540 dpi
- Width: 8.5
- Height: 11
- Select *Units*: Inches



Compression:

Color Images

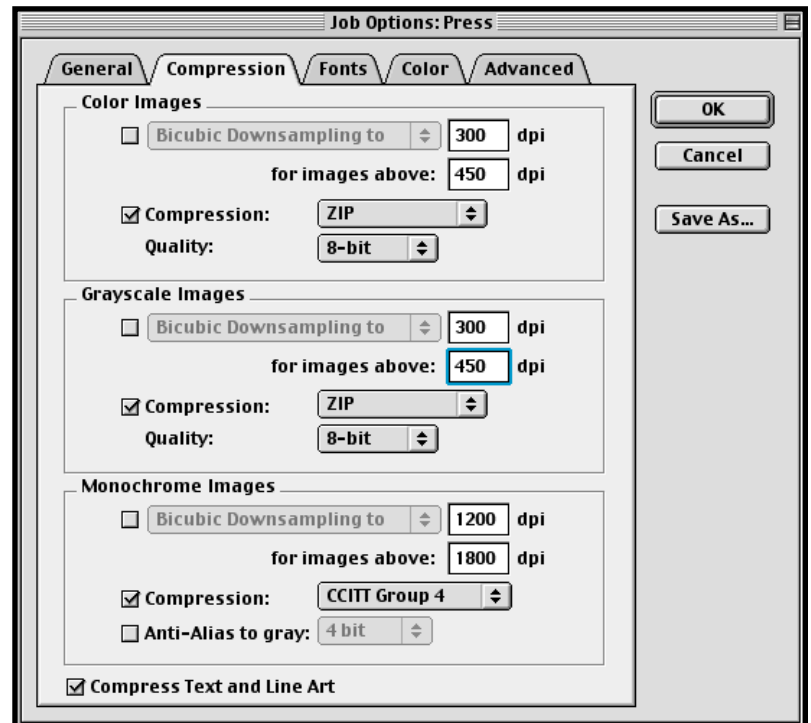
- Select *Compression*
- Select ZIP
- Select *Quality*: 8-bit

Grayscale Images

- Select *Compression*
- Select ZIP
- Select *Quality*: 8-bit

Monochrome Images

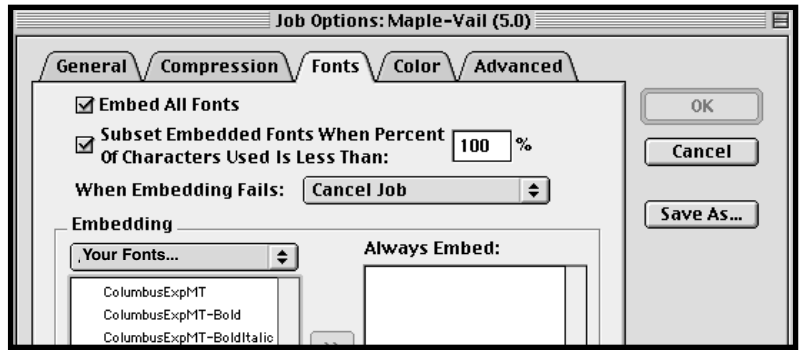
- Select *Compression*
- Select CCITT Group 4
- Select *Compress Text and Line Art*



*Fonts:

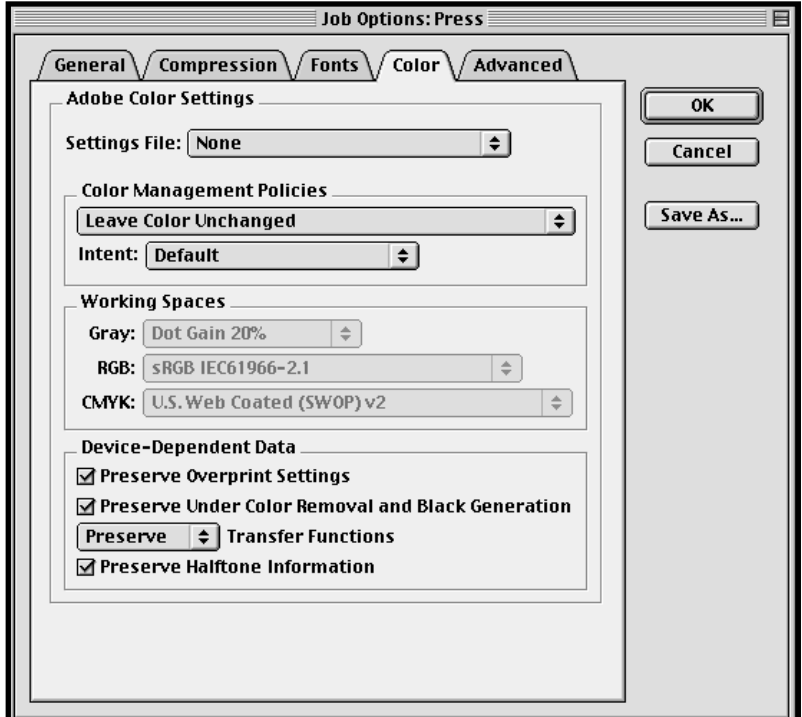
Set up Font Locations under the Settings menu in Distiller, to link fonts specifically used for your job prior to adjusting the Adobe PDF Settings.

- Select *Embed All Fonts*
- Select *Subset Embedded Fonts When Percent of Characters Used is Less Than:*
- Type: 100%
- Select *When Embedding Fails: Cancel Job*
- Fonts that had been set up under Font Locations will automatically appear in the left window.



Color:

- Select *Settings File: None*
- Select *Color Management Policies: Leave Color Unchanged*
- Select *Intent: Default*
- Select *Preserve Overprint Settings*
- Select *Preserve Under Color Removal and Black Generation*
- Select *Transfer Functions: Preserve*
- Select *Preserve Halftone Information*



Advanced:

- Select *Preserve Level 2 coppage Semantics*
- Select *Illustrator Overprint Mode*
- Select *Convert Gradients to Smooth Shades*
- Select *Process DSC Comments*
- Select *Resize Page and Center Artwork for EPS Files*
- Select *Preserve EPS Information from DSC*
- Select *Preserve Document Information from DSC*

